

OWNER'S MANUAL ROYAL ENFIELD INTERCEPTOR 650

120-018-210-020



TRACKER FRONT FORK CARTRIDGE

RECOMMENDED SETTINGS	
Fork stroke	125mm
Air gap/Oil level	140mm
Fork oil	5wt
Spring rate	35-340-VAR
Comp damping	14 Clicks
Reb damping	16 Clicks
Fork position	See Manufactures Specification.

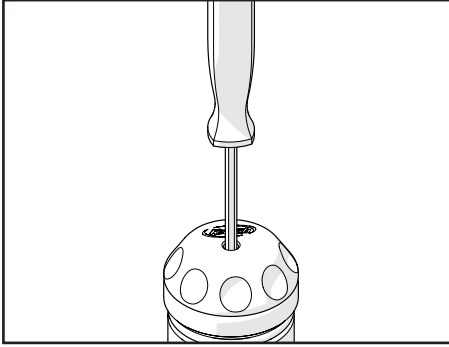
INTRODUCTION

Refinement, control, stability and style comes as standard with the K-Tech Tracker front fork cartridges. With external adjustment for spring pre-load, compression and rebound damping.

The Tracker front fork cartridges allows the rider to adjust the forks on their motorcycle for different types of riding styles and conditions.

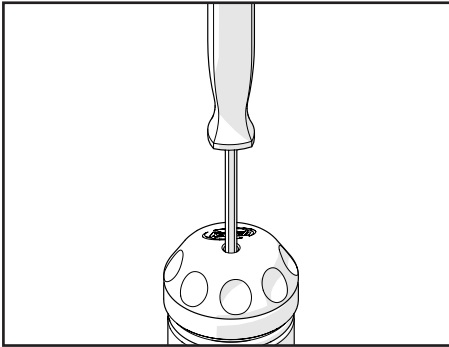
K-Tech Suspension Ltd products are manufactured to fit specific brands and models. Under no circumstances should any K-Tech Suspension Ltd products be fitted to an application other than that for which it has been designed, tested and manufactured.

ADJUSTMENT



Compression Damping:-

Adjust using 3mm allen key in the centre of the top cap (left hand leg). Adjustment range is 32 Clicks. All settings should be made from the fully closed (clockwise) position.

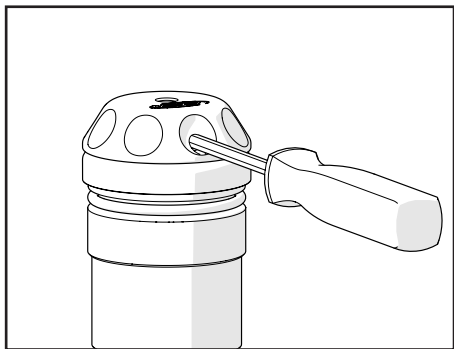


Rebound Damping:-

Adjust using 3mm allen key in the centre of the top cap (right hand leg). Adjustment range is 32 clicks. All settings should be made from the fully closed (clockwise) position.

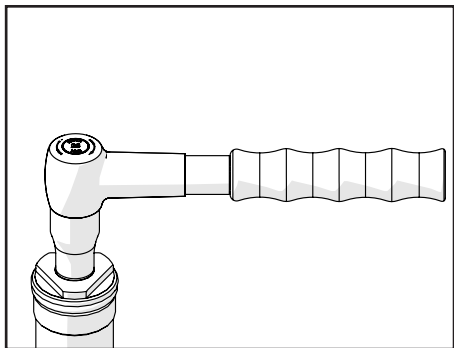
TRACKER FRONT FORK CARTRIDGE

ADJUSTMENT



Remove Top Cap Cover:-

Before you can adjust the preload, you must first remove the top cap cover. To remove the cover use a 3mm allen key and remove the safety screw.



Preload Adjustment:-

Adjust using 14mm socket on the hex in the centre of the top cap.

Adjustment range is 18 clicks.

All settings should be made from the fully out (anti-clockwise) position.

SERVICE

K-Tech Suspension Ltd recommend that this product is serviced every 10,000 miles of use. It is very important that this product is serviced by an authorised dealer, as there are special tools required to guarantee correct performance of this product. K-Tech Suspension Ltd cannot be held responsible for any damage caused to/by the product if a service is overdue or was not conducted by an authorised dealer.

www.ktechsuspension.com/service-centres-and-partners

NOTES

This image shows a single sheet of white paper with horizontal ruling lines. The lines are evenly spaced and run across the width of the page. There are no margins, text, or other markings on the paper.

TRACKER FRONT FORK CARTRIDGE

NOTES

Lined area for notes.

TRACKER FRONT FORK CARTRIDGE

NOTES

This image shows a single sheet of white paper with horizontal ruling lines. The lines are evenly spaced and extend across the width of the page. There are no margins, text, or other markings on the paper.



www.ktechsuspension.com

Contact your local K-Tech dealer for more details at
www.ktechsuspension.com/service-centres-and-partners