



Overview

Intercom
Media
Phone
Led Indicator
USB Charging Firmware Upgrade
Volume Down
Volume Up

Cardo Mobile App

- For easy configuration
- Remote control operation
- On-the-go setting customization
- Managing DMC groups

Download on the **App Store** | **ANDROID APP ON Google play**

Getting Started

On/ Off
1 sec

Volume Up | **Volume Down**
x1

Mute/ Unmute
x1

Can be used while charging
1 sec

Pair Mobile Devices

1 Initiate Pairing
Flash: 5 sec

2 Pair Phone
Search for Bluetooth devices

3 Add a 2nd Phone / GPS
Flash: 5 sec

4 Pair Phone | **4 Pair GPS**
Search for Bluetooth devices

5 Search for Bluetooth devices
Flash: 5 sec

END Paired successfully Flash: 5 sec

Phone

Voice Dial | **Redial**
x1 | x2

Answer a Call
x1
Any of these three button

Ignore a Call
x1

Reject a Call
2 sec

End a Call
x1

Speed Dial
Set via app
x3

Share call with DMC group
Bridging active phone calls to the DMC group.
x1

Audio

FM Radio

On | **Off**
x2 | 2 sec

Previous | **Next**
x2 | x1

Auto Scan | **Stop Scan**
2 sec | x1

Music

On | **Off**
x1 | 2 sec

Previous | **Next**
x2 | x1

Sharing Audio
(When in Bluetooth mode)
See opposite page
2 sec

MAN00415 PACKTALKSLIMEN A01

For a full version of the manual, please visit:
cardosystems.com/product-manuals

USA & Canada: 1-800-488-0363
International: +49 89 450 36819
support@cardosystems.com
cardosystems.com

Register your device on the **Cardo Community**
cardosystems.com/cardo-community/

- Receive software update
- Customize device
- and more

The contents of this guide, including all text, illustrations and drawings are the exclusive intellectual property of Cardo Systems and are protected by copyright laws. They are not in the public domain. Any partial or total reproduction, translation and or dissemination, without the prior written authorization by Cardo Systems are strictly prohibited. Any rights not expressly granted herein are reserved.

cardo
COMMUNICATION IN MOTION

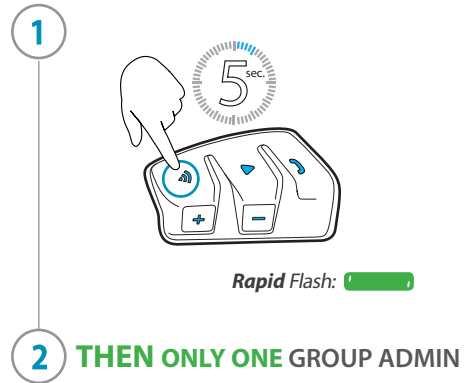
You Tube

DMC Intercom Grouping

Verify that you are in DMC Mode *Flash:*

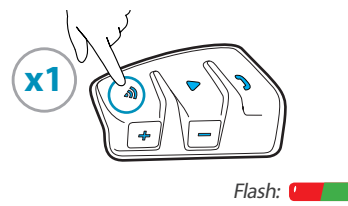
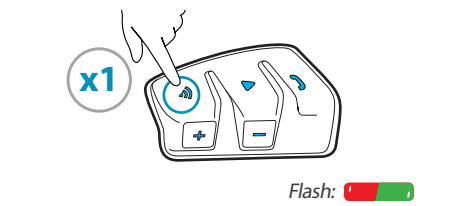
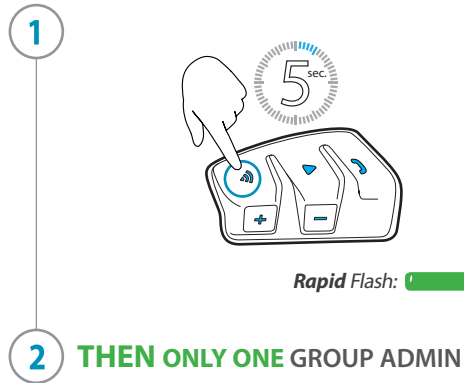
Create a new DMC Group

Admin + all group members:



Join an existing DMC Group

Admin + new member ONLY



3 **Grouped successfully** *Flash:*

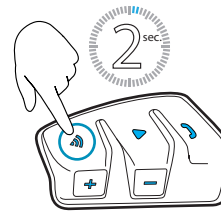
Cancel Grouping



Using DMC Intercom

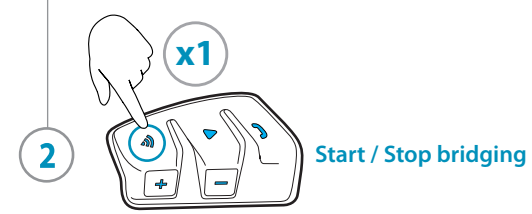
Talking - always on

Mute Group Unmute Group



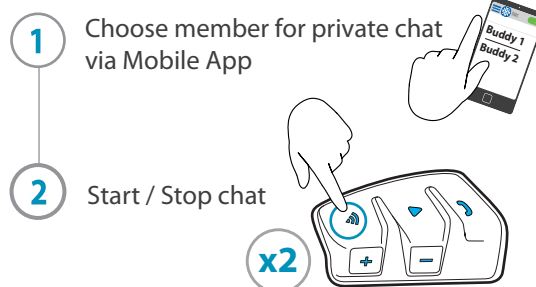
Bridge (add) a non-DMC passenger

1 **First**, verify that passenger is paired via Bluetooth. (see 2-way Bluetooth intercom pairing)



Private Chat

Chat privately with one of the group members

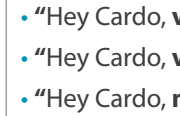


Voice Commands - Always On!

- "Hey Cardo, **radio on**"
- "Hey Cardo, **radio off**"
- "Hey Cardo, **next station**"
- "Hey Cardo, **previous station**"



- "Hey Cardo, **music on**"
- "Hey Cardo, **music off**"
- "Hey Cardo, **next track**"
- "Hey Cardo, **previous track**"



- "Hey Cardo, **volume up**"
- "Hey Cardo, **volume down**"
- "Hey Cardo, **mute audio**"
- "Hey Cardo, **unmute audio**"



- "Hey Cardo, **speed dial**"
- "Hey Cardo, **redial number**"
- **Answer**
- **Ignore**

- "Hey Siri"
- "Ok Google"



- "Hey Cardo, **battery status**"
- "Hey Cardo, **call intercom**"

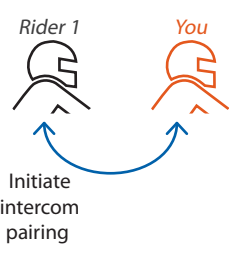
Set a Cardo non DMC Intercom

Flash:

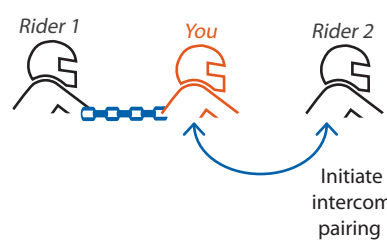
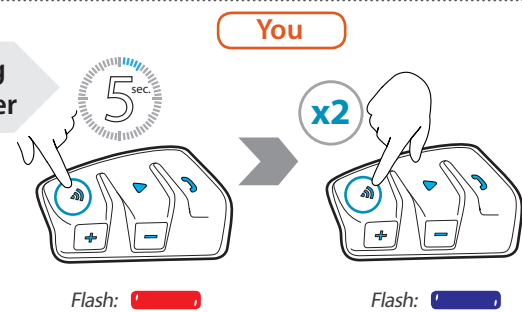


Verify that you are in Bluetooth Mode *Flash:*

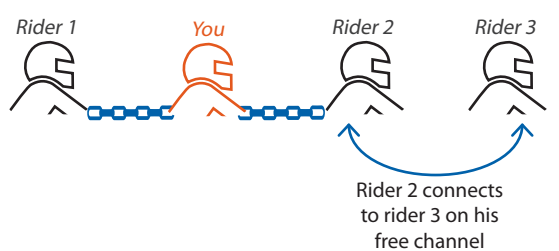
2-way pairing



Adding 3rd rider

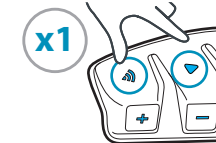


Adding 4th rider



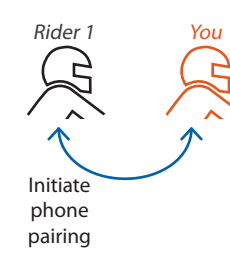
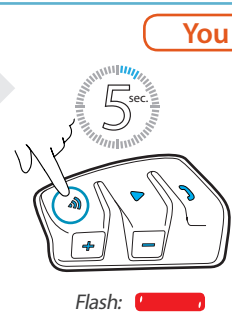
Join/create a non-Cardo Intercom Group

Flash:

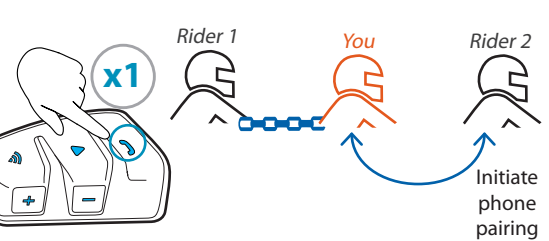
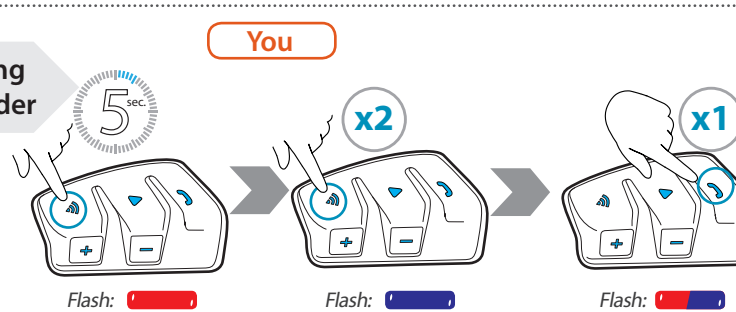


Bluetooth Mode *Flash:*

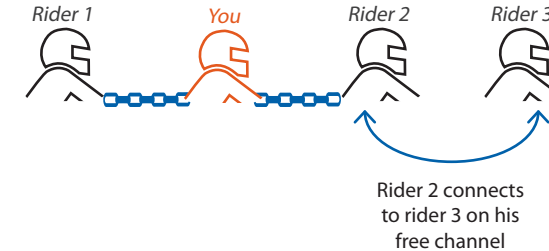
2-way pairing



Adding 3rd rider

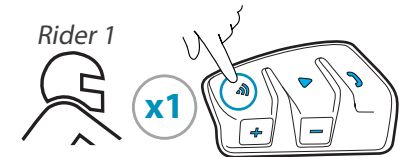


Adding 4th rider

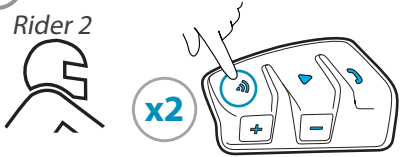


Using Bluetooth Intercom

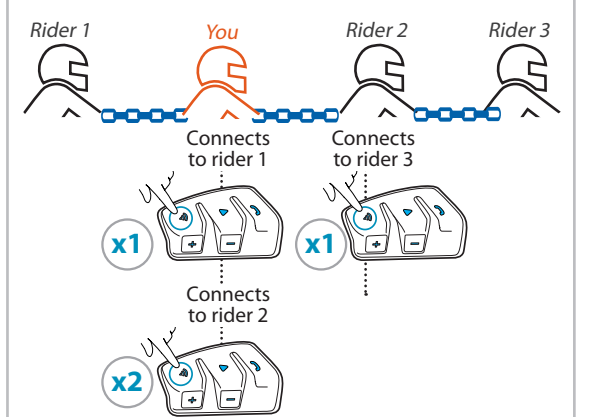
Start / End / Add with Rider 1



Start / End / Add with Rider 2



Initiating 4 way Bluetooth Intercom Conference



Factory Reset

